

6TH EDN-2019



# TEACHER RESOURCE

PRE-DRIVER  
EDUCATION



**Keys4Life is a comprehensive, national award winning, evidence-based, pre-driver education program. It assists parents, schools and agencies to educate young people about safer road use and provides licensing and school graduation benefits.**

Title: Keys4Life Teacher Resource: Pre-driver education  
6th Edition

© 2019 Department of Education Western Australia,  
Road Safety and Drug Education Branch

ISBN: 978-0-7307-4626-3 (Print), 978-0-7307-4628-7 (PDF)  
SCIS: 1912476 (Print), 1912620 (PDF)

#### **Author**

Linda Thorburn, Director  
Evolve Curriculum Development and Training Pty Ltd

The author has made a comprehensive effort to sight and credit sources. Any omissions detected are not intentional.

#### **Acknowledgements**

Appreciation is expressed to Anne Miller and Deb Zines for their authorship of previous editions of the *Keys4Life Teacher Resource* which have been used to inform this new edition. The author would also like to thank the consultants from the Road Safety and Drug Education Branch for their feedback on previous editions.

#### **Design**

Helen Bailey  
Advance Press

Images: iStock.com  
Road signs (pp58-59; 121-123): [wikipedia.org/wiki/Road\\_signs\\_in\\_Australia](https://wikipedia.org/wiki/Road_signs_in_Australia)

#### **ROAD LAWS AND LEGAL REQUIREMENTS**

Road laws change and test requirements for learner drivers may change accordingly. The most up-to-date information on the licensing system and its requirements can be found on the Department of Transport's website. You are encouraged to access this information  
<https://www.transport.wa.gov.au/licensing/my-drivers-licence.asp>

This book is a guide only and is not legal advice.

The Keys4Life Program is a Road Trauma Trust Account funded project approved by the Minister for Road Safety and supported by the Road Safety Commission.



**Department of Education Western Australia,  
Road Safety and Drug Education Branch**

Telephone: (08) 9402 6415  
Email: [sdera.co@education.wa.edu.au](mailto:sdera.co@education.wa.edu.au)  
Web: [SDERA.wa.edu.au](http://SDERA.wa.edu.au)

# CONTENTS

<b>INTRODUCTION.....</b>	<b>3</b>	<b>Activity 2.3 Learning the road rules .....</b>	<b>44</b>
Keys4Life – An overview.....	3	Activity sheet <i>Drive safe bingo</i> .....	48
Best Practice Road Safety Education .....	4	Activity sheet <i>Road map</i> .....	49
Road safety in WA .....	6	Activity sheet <i>Cryptic signs</i> .....	50
<b>KEYS4LIFE MAPPING.....</b>	<b>7</b>	Activity sheet <i>Intersection questions</i> .....	51
Mapping Keys4Life to the		Activity sheet <i>Intersection answers</i> .....	53
Year 10 Western Australian Syllabus .....	7	Activity sheet <i>Turning questions</i> .....	55
Keys4Life – 10 lesson overview .....	8	Activity sheet <i>Turning answers</i> .....	56
<b>KEYS4LIFE PROGRAM IMPLEMENTATION .....</b>	<b>10</b>	Activity sheet <i>Overtaking</i> .....	57
<b>RECORD KEEPING.....</b>	<b>14</b>	Activity sheet <i>Road signs</i> .....	58
Attendance record.....	14	Activity sheet <i>Road signs explanations</i> .....	60
<i>Behind the Wheel</i> task completion record.....	15	<b>LESSON 3: ROAD SAFETY STATS &amp; FACTS.....</b>	<b>63</b>
<b>LEARNER'S PERMIT THEORY TEST .....</b>	<b>16</b>	What's important for teachers? .....	64
Student Answer Sheet.....	16	<b>Activity 3.1 Crash stats .....</b>	<b>66</b>
<b>LESSON 1: LEARN TO DRIVE.....</b>	<b>17</b>	Activity sheet <i>Who's at risk? (A)</i> .....	68
What's important for teachers? .....	18	Activity sheet <i>Who's at risk? (B)</i> .....	69
<b>Activity 1.1 Exploring The Keys4life Program .....</b>	<b>21</b>	<b>Activity 3.2 Road crash effects .....</b>	<b>70</b>
Family Information Sheet <i>Keys4life Program</i> .....	23	Activity sheet <i>Roll the die</i> .....	72
Family Information Sheet <i>Before you start</i> .....	24	<b>LESSON 4: MAKE A DECISION .....</b>	<b>73</b>
<b>Activity 1.2 The WA Graduated Driver Training</b>		What's important for teachers? .....	74
<b>and Licensing (GDT&amp;L) System .....</b>	<b>25</b>	<b>Activity 4.1 Make a decision.....</b>	<b>76</b>
Activity Sheet <i>Licensing steps</i> .....	27	Activity sheet <i>Make a decision</i> .....	78
Activity Sheet <i>Graduated Driver Training</i>		<b>Activity 4.2 Sharing the road .....</b>	<b>79</b>
<i>&amp; Licensing System</i> .....	28	Activity sheet <i>Staying safe</i> .....	81
Family Information Sheet <i>The WA Graduated</i>		Family information sheet <i>Sharing the road</i> .....	82
<i>Driver Training &amp; Licensing (GDT&amp;L) System</i> .....	30	<b>LESSON 5: WHY CRASHES HAPPEN.....</b>	<b>83</b>
<b>LESSON 2: RESPONSIBILITIES,</b>		What's important for teachers? .....	84
<b>BEHAVIOURS &amp; CONSEQUENCES.....</b>	<b>31</b>	<b>Activity 5.1 Driving triangle .....</b>	<b>86</b>
What's important for teachers? .....	32	Family information sheet <i>Safety tips for</i>	
<b>Activity 2.1 Road user responsibilities &amp; behaviours... 34</b>		<i>avoiding crashes</i> .....	88
Activity sheet <i>Road user responsibilities</i> .....	36	<b>Activity 5.2 Driving risks .....</b>	<b>89</b>
<b>Activity 2.2 Responsibilities &amp; consequences .....</b>	<b>37</b>	Activity sheet <i>Driver cards</i> .....	91
Activity sheet <i>Grouping consequences</i> .....	40	Activity sheet <i>Environment cards</i> .....	92
Activity sheet <i>Consequences</i> .....	41	Activity sheet <i>Vehicle cards</i> .....	93
Activity sheet <i>Impact cards</i> .....	43	Activity sheet <i>Wild cards</i> .....	94

**LESSON 6: REDUCING RISKS ..... 95**

What's important for teachers? .....96

**Activity 6.1 Zero alcohol ..... 99**Activity sheet *What is a standard drink?*.....101Activity sheet *Factors that affect a person's BAC*...102Activity sheet *To drive or not to drive*.....103**Activity 6.2 Signs of fatigue ..... 104**Activity sheet *Fatigue: the silent killer* .....106**Activity 6.3 Driver distractions..... 107**Activity sheet *Driver distractions* .....109Activity sheet *Driving with friends* .....110Activity sheet *Driver decisions – scenarios* .....111**LESSON 7: MORE WAYS TO REDUCE RISKS .... 113**

What's important for teachers? .....114

**Activity 7.1 Speed & stopping distances..... 116**Activity sheet *How fast can you stop?*.....119Activity sheet *Speed signs*.....121**Activity 7.2 Driving is a complex task..... 124**Activity sheet *Driving is a complex task*.....126Activity sheet *Passenger questions* .....128Activity sheet *Skill cards* .....129Activity sheet *Hazard cards* .....130**LESSON 8: DRIVING PRACTICE ..... 131**

What's important for teachers? .....132

**Activity 8.1 Why practise? ..... 134**Activity sheet *Supervisor qualities*.....137Family information sheet *Young drivers*.....138**Activity 8.2 Straight talking ..... 139**Activity sheet *Communication styles*.....141Activity sheet *What are you saying?* .....142**LESSON 9: DRIVE SAFE ..... 143**

What's important for teachers? .....144

**Activity 9.1 My safe dream car ..... 146**Activity sheet *Safety ratings* .....148**Activity 9.2 Making plans..... 149**Activity sheet *Making plans* .....151Family information sheet *P plate drivers* .....152**Activity 9.3 Risky situations..... 153**Activity sheet *Risky situations*.....155Activity sheet *Comebacks* .....157**LESSON 10: ON THE ROAD ..... 159**

What's important for teachers? .....160

**Activity 10.1 Before other help arrives..... 162**Activity sheet *Before other help arrives*.....164**Activity 10.2 Test preparation..... 165**Family information sheet *How to use a**Keys4Life certificate* .....166**TEACHING & LEARNING STRATEGIES ..... 167****STRATEGY SHEETS ..... 173****REFERENCES ..... 177**



# KEYS4LIFE - AN OVERVIEW

## THE PROGRAM

School Drug Education and Road Aware's (SDERA) Keys4Life Pre-driver Education program is recommended for Year 10 to 12 students and their parents/carers. The program immerses young people in a culture of respect, resilience and responsibility about safer road use, and develops knowledge, skills and attitudes about responsible road user practices, safer socialising, licensing, safer vehicles, extensive driving practice and the importance of looking after passengers, peers and friends.

The Department of Transport recognises Keys4Life as an important prerequisite to the WA Licensing System. It is the recommended pre-driver education strategy for Year 10 to 12 students in WA and provides a best practice approach to road safety education.

## AIM

The aim of Keys4Life is for students to develop:

1. Positive road user attitudes and resilient capabilities to help them make safer, informed decisions in traffic and social situations (Gregerson, Nyberg & Berg, 2003).
2. An understanding of the importance of extensive supervised driving practice and driving safer vehicles (Senserrick, Ivers & Boufos, 2009).
3. A partnership with parents and the community in the learn to drive process (SDERA, 2009).

## WA CERTIFICATE OF EDUCATION

WA's School Curriculum and Standards Authority (SCSA) has approved Keys4Life as an endorsed program within the Personal Development category for students in Years 10, 11 or 12. Students must be enrolled with SCSA and achievement must be reported to SCSA in the year the program is completed.



### FIND OUT MORE

For more information:

**SCSA**

**Provider-developed endorsed programs**

<https://senior-secondary.scsa.wa.edu.au/syllabus-and-support-materials/endorsed-programs/provider-developed-endorsed-programs>

## LEARNER'S PERMIT THEORY TEST

The Department of Transport authorises registered Keys4Life teachers to administer the Learner's Permit Theory Test at schools. This is the test that is usually conducted as a Computerised Theory Test (CTT) at a Transport DVS centre or agent.

Additional information regarding the testing process in the Keys4Life program can be found on page 11 of this resource.

## ASSESSMENT

A number of assessment opportunities are offered within the Keys4Life program.

1. **Behind the wheel journal** – The completion of the journal is a compulsory requirement for each student prior to undertaking the Learner's Permit Theory Test at school. Teachers may also choose some of the journal tasks and quizzes to assess students' understandings, beliefs and intentions about future driving behaviour.
2. **Assessment tasks** – There are five optional assessment activities that require students to draw on information and skills covered in the Keys4Life program available on SDERA's website.



### FIND OUT MORE

For more information:

**SDERA**

**Keys4Life Assessment Tasks**

[SDERA.wa.edu.au](https://www.sdera.wa.edu.au)

3. **Learning activities** – Many of the learning activities in this resource provide additional opportunities for student self-assessment and teacher assessment.

# BEST PRACTICE ROAD SAFETY EDUCATION

## BEST PRACTICE ROAD SAFETY EDUCATION (RSE)

Best practice RSE should be:

- evidence-based
- delivered by trained teachers
- support the licensing system
- support the Safe System approach
- develop social competencies and resilience
- have the potential to positively influence the behaviour of young people in traffic-related situations.

### EVIDENCE-INFORMED PRACTICE

Keys4Life:

- is underpinned by the Principles for School Road Safety Education (SDERA, 2009)
- aligns with guidelines about evidence-informed best practice in RSE
- is connected to and based on the WA licensing system
- promotes a whole-school approach
- is guided by research about positive attitudes and behaviours in traffic and social situations
- aligns with a strengths-based approach where social competencies and resilience are developed
- supports vehicle safety.

### EFFECTIVE RSE IN SECONDARY SCHOOLS

Keys4Life:

- is ongoing, developmentally appropriate and fits within the school curriculum
- is holistic promoting a whole-school approach
- has relevant content with a focus on driving practice, vehicle safety, licensing and compliance
- includes age-appropriate alcohol and other drug information
- is interactive with initiatives to enhance school connectedness
- is engaging and informative for parents with initiatives about role modelling and risk-reduction
- is linked to the WA licensing system.

### TEACHING AND LEARNING EXPERIENCES

Activities in Keys4Life are based on sound teaching and learning strategies that help young people manage challenging situations and adopt safer behaviours in traffic situations.

The activities:

- reinforce existing laws, penalties and compliance with licensing, vehicle safety and safer driving
- promote the benefits of extensive and varied supervised driving experience
- help students to explore crash consequences for themselves and others and rehearse socially acceptable refusals for challenging situations
- provide opportunities for students to develop resilient attributes including, assertive communication, negotiation, planning and decision-making
- promote critical thinking about vulnerability, risk and reducing risk in driving scenarios
- correct myths and misinformation
- help students to explore and clarify their own beliefs and attitudes about driving situations and identify and consolidate their strengths
- encourage reflection and cooperation
- encourage students to make a personal vow towards safe and considerate driving.



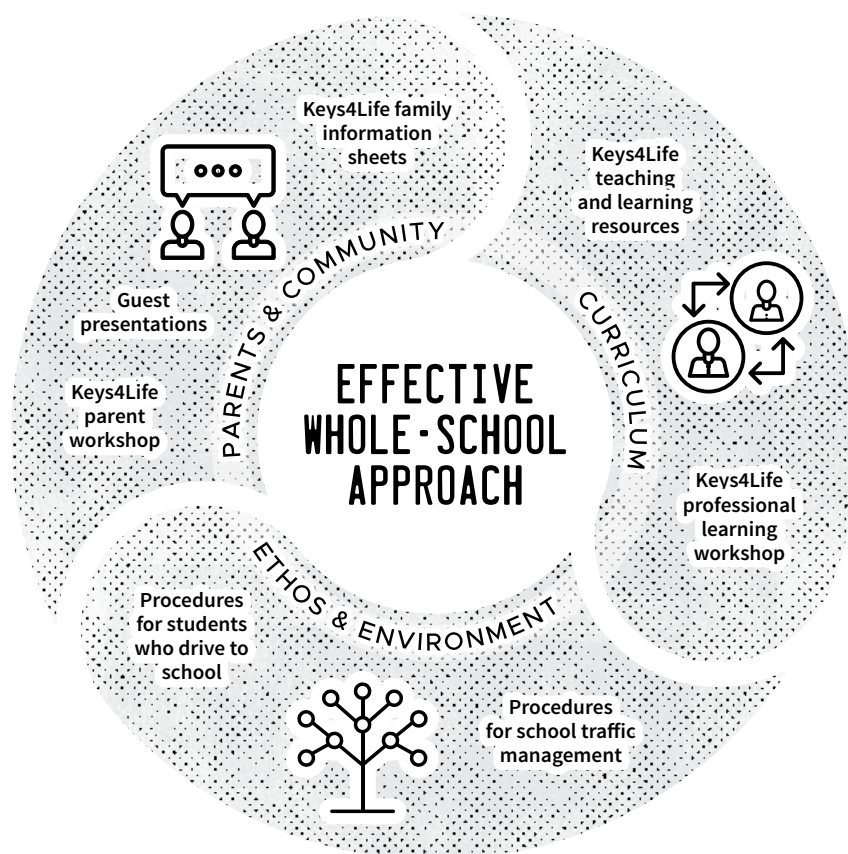


Diagram: Keys4Life Program – A whole-school approach

### SUPPORTIVE CLASSROOM ENVIRONMENT

The Keys4Life program encourages schools to establish a school ethos that supports road safety, and a classroom environment that encourages respect, cooperation and confidence. To achieve this, it is recommended that schools:

- build school capacity by ensuring teachers are trained by SDERA in the delivery of Keys4Life
- create sound traffic management strategies around the school.

It is also recommended that trained Keys4Life teachers:

- negotiate classroom rules that encourage students to share opinions without fear of judgement, prejudice and social exclusion
- consider the needs of all students and customise the teaching and learning experiences to address these
- recognise the devastating effect of road trauma and provide opportunities for students to 'opt out' if necessary

- are aware that images and messages arousing fear in students have not been proven to be effective RSE and do not encourage positive behaviour change (Simons-Morton & Ouimet, 2006).

### WHOLE-SCHOOL APPROACH

Schools are advised to consider applying a comprehensive, whole-school approach to the Keys4Life program.



**The initiatives included in the diagram are provided as a guide only.**

# ROAD SAFETY IN WA

## TOWARDS ZERO AND THE SAFE SYSTEM APPROACH

Towards Zero is Western Australia's road safety strategy for 2008 to 2020. It is anchored in evidence-based research and provides a framework for both government and community to work in partnership and to achieve a long-term reduction in road-related deaths and serious injuries. A fundamental principle of this strategy is the Safe System approach where all road users have a shared responsibility to comply with the rules.

A Safe System recognises that humans are fallible, they make errors, and can only endure limited forces in a crash before being seriously injured or killed. A Safe System is about developing a safer road network with safer vehicles and a better understanding of the complex interactions between road users, roads and roadsides, vehicles and travel speeds. A Safe System aims to prevent crashes from occurring, reduce the severity of crashes, and the role of human error.

The cornerstones of Towards Zero – Safe Vehicles, Safe Road Users, Safe Roads and Roadsides, and Safe Speeds – have the potential to reduce serious injury and death in Western Australia by the year 2020.



### FIND OUT MORE

#### Road Safety Commission

#### Towards Zero – Road Safety Strategy

<https://www.rsc.wa.gov.au/RSC/media/Documents/About%20Us/Towards%20Zero/towards-zero-strategy.pdf>

## YOUNG DRIVERS AND ROAD SAFETY








Young drivers are over-represented in road traffic injuries. It is the lack of hazard perception skills, risk awareness and self-assessment that makes young drivers crash. The WA licensing system and the WA State Government's Towards Zero Road Safety Strategy identify young novice drivers as having:

- a greater chance of serious injury and death than any other age group
- a greater risk of crashing within the first six months on P plates, particularly young men
- an increased exposure to risk due to a combination of inexperience and overconfidence.

One of the most compelling pieces of evidence to address these risks, is that extensive and varied driving practice under supervision can significantly reduce the crash rate for provisional drivers (P plate drivers) (Senserrick, 2004). This important protective measure is reinforced throughout the Keys4Life program and is an integral part of the Towards Zero strategy and WA licensing system.



# MAPPING KEYS4LIFE TO THE YEAR 10 WESTERN AUSTRALIAN SYLLABUS

YEAR 10 SYLLABUS	STRAND	SUB STRAND	CONTENT DESCRIPTOR	LESSON									
				1	2	3	4	5	6	7	8	9	10
Health and Physical Education	Personal, social and community health	Communicating and interacting for health and well being	Critical health literacy skills and strategies	•	•	•		•	•	•	•	•	
		Being healthy, safe and active	Skills and strategies to promote respectful relationships									•	
			The impact of societal and cultural influences on personal identity and health behaviour		•	•	•		•			•	
			Skills and strategies to manage situations where risk is encouraged by others						•				
Humanities and Social Sciences	Humanities and Social Sciences skills	Contributing to healthy and active communities	Social, economic and environmental factors that influence health		•					•		•	•
		Communicating and reflecting	Generate a range of viable options in response to an issue or event to recommend and justify a course of action, and predict the potential consequence of the proposed action		•		•		•		•		
			Compare evidence to substantiate judgements (eg use information and/or data from different places or times; use tables, graphs, models, theories)							•			
		Questioning and researching	Construct, select and evaluate a range of questions and hypotheses involving cause and effect, patterns and trends, and different perspectives			•	•	•					
		Analysing	Account for different interpretations and points of view/perspectives in information and/or data (eg from tables, statistics, graphs, models, cartoons, maps, timelines, newspapers)				•		•			•	
Mathematics	Statistics and probability	Data representation and interpretation	Evaluate statistical reports in the media and other places by linking claims to displays, statistics and representative data			•							
English	Language	Expressing and developing ideas	Evaluate the impact on audiences of different choices in the representation of still and moving images					•			•		
Science	Science inquiry skills	Processing and analysing data and information	Analyse patterns and trends in data, including describing relationships between variables and identifying inconsistencies							•			
GENERAL CAPABILITY ICONS KEY				 Literacy  Numeracy  ITC capability  Critical and creative thinking  Personal and social capability  Ethical understanding  Intercultural understanding									

# KEYS4LIFE-10 LESSON OVERVIEW

LESSON	PAGE	LESSON TITLE AND CONTENT	REMINDERS	PARENTS & FAMILY	STUDENTS' AT-HOME TASK
1	17	<b>LEARN TO DRIVE</b> <ul style="list-style-type: none"> <li>Keys4Life program</li> <li>WA licensing system</li> </ul>	<ul style="list-style-type: none"> <li>Start class attendance record</li> <li>Distribute <i>Behind the wheel</i> and (hard copy or online)</li> <li>Explain student obligations and eligibility criteria to sit test at school</li> <li>Students must complete all 10 tasks in their <i>Behind the wheel</i> journal</li> </ul>	<ul style="list-style-type: none"> <li>Distribute Family information sheet <i>The Keys4Life program</i></li> <li>Distribute Family information sheet <i>Before you start</i></li> <li>Distribute Family information sheet <i>The WA Graduated Driver Training and Licensing (GDT&amp;L) system</i></li> </ul>	<ul style="list-style-type: none"> <li>Task 1 – <i>Keeping an eye on things</i> in <i>Behind the wheel</i></li> </ul>
2	31	<b>RESPONSIBILITIES, BEHAVIOURS AND CONSEQUENCES</b> <ul style="list-style-type: none"> <li>Road user responsibilities, behaviours and consequences</li> <li>Road rules</li> </ul>	<ul style="list-style-type: none"> <li>Record student attendance</li> <li>Students must complete all 10 tasks in their <i>Behind the wheel</i> journal</li> </ul>		<ul style="list-style-type: none"> <li>Task 2 – <i>Spot the errors</i> in the <i>Behind the wheel</i> journal</li> <li>Quiz 1 – <i>Speed</i> in <i>Behind the wheel</i></li> <li>Quiz 2 <i>Alcohol and other drugs</i> in <i>Behind the wheel</i></li> <li>Quiz 3 – <i>Indicating and hand signals</i> in <i>Behind the wheel</i></li> <li>Quiz 4 – <i>Intersections and Turning</i> in <i>Behind the wheel</i></li> <li>Quiz 5 – <i>Traffic signals and road markings</i> in <i>Behind the wheel</i></li> <li>Quiz 6 – <i>Traffic signals</i> in <i>Behind the wheel</i></li> <li>Access the Department of Transport's online road rules theory test quizzes</li> </ul>
3	63	<b>ROAD SAFETY STATS AND FACTS</b> <ul style="list-style-type: none"> <li>Crash statistics</li> <li>Road crash effects</li> </ul>	<ul style="list-style-type: none"> <li>Record student attendance</li> </ul>		<ul style="list-style-type: none"> <li>Quiz 7 – <i>Seatbelts</i> in <i>Behind the wheel</i></li> <li>Access the Department of Transport's online road rules theory test quizzes</li> </ul>
4	73	<b>MAKE A DECISION</b> <ul style="list-style-type: none"> <li>Decision-making</li> <li>Sharing the road</li> </ul>	<ul style="list-style-type: none"> <li>Record student attendance</li> <li>Students must complete all 10 tasks in their <i>Behind the wheel</i> journal</li> </ul>	<ul style="list-style-type: none"> <li>Distribute Family information sheet <i>Sharing the road</i></li> </ul>	<ul style="list-style-type: none"> <li>Task 3 – <i>Tolerance and Courtesy</i> in <i>Behind the wheel</i></li> <li>Quiz 8 – <i>Driving in different conditions</i> in <i>Behind the wheel</i></li> <li>Access the Department of Transport's online road rules theory test quizzes</li> </ul>
5	83	<b>WHY CRASHES HAPPEN</b> <ul style="list-style-type: none"> <li>Driving triangle</li> <li>Driving risks</li> </ul>	<ul style="list-style-type: none"> <li>Record student attendance</li> </ul>	<ul style="list-style-type: none"> <li>Distribute Family information sheet <i>Speed</i></li> </ul>	<ul style="list-style-type: none"> <li>Access the Department of Transport's online road rules theory test quizzes</li> </ul>



LESSON	PAGE	LESSON TITLE AND CONTENT	REMINDERS	PARENTS & FAMILY	STUDENTS' AT-HOME TASK
6	95	<b>REDUCING THE RISKS</b> <ul style="list-style-type: none"> <li>Driving under the influence</li> <li>Signs of fatigue</li> <li>Driver distractions</li> </ul>	<ul style="list-style-type: none"> <li>Record student attendance</li> <li>Students must complete all 10 tasks in their <i>Behind the wheel</i> journal</li> </ul>		<ul style="list-style-type: none"> <li>Task 4 – <i>Be aware of distractions</i> in <i>Behind the wheel</i> (if not yet completed)</li> <li>Quiz 2 – <i>Alcohol and other drugs</i> in <i>Behind the wheel</i> (if not yet completed)</li> <li>Access the Department of Transport's online road rules theory test quizzes</li> </ul>
7	113	<b>MORE WAYS TO REDUCE RISKS</b> <ul style="list-style-type: none"> <li>Speed</li> <li>Stopping distances</li> <li>Driving as a complex task</li> </ul>	<ul style="list-style-type: none"> <li>Record student attendance</li> <li>Students must complete all 10 tasks in their <i>Behind the wheel</i> journal</li> </ul>		<ul style="list-style-type: none"> <li>Task 4 – <i>Be aware of distractions</i> in <i>Behind the wheel</i> (if not yet completed)</li> <li>Task 5 – <i>Getting ready to stop</i> in <i>Behind the wheel</i></li> <li>Task 6 – <i>Keeping a safe distance</i> in <i>Behind the wheel</i></li> <li>Task 7 – <i>Check your speed</i> in <i>Behind the wheel</i></li> <li>Access the Department of Transport's online road rules theory test quizzes</li> </ul>
8	131	<b>DRIVING PRACTICE</b> <ul style="list-style-type: none"> <li>Supervised driving practice</li> <li>Assertive communication</li> </ul>	<ul style="list-style-type: none"> <li>Record student attendance</li> <li>Students must complete all 10 tasks in their <i>Behind the wheel</i> journal</li> </ul>	<ul style="list-style-type: none"> <li>Distribute Family information sheet <i>Young drivers</i></li> </ul>	<ul style="list-style-type: none"> <li>Task 8 – <i>Stop! Hazards ahead</i> in <i>Behind the wheel</i></li> <li>Task 9 – <i>Check out the conditions</i> in <i>Behind the wheel</i></li> <li>Quiz 8 – <i>Driving in different conditions</i> in <i>Behind the wheel</i> (if not yet completed)</li> <li>Access the Department of Transport's online road rules theory test quizzes</li> </ul>
9	143	<ul style="list-style-type: none"> <li>Safer vehicles</li> <li>Insurance</li> <li>Planning ahead</li> <li>Managing risky situations</li> </ul>	<ul style="list-style-type: none"> <li>Record student attendance</li> <li>Students must complete all 10 tasks in their <i>Behind the wheel</i> journal</li> </ul>	<ul style="list-style-type: none"> <li>Distribute Family information sheet <i>P plate drivers</i></li> </ul>	<ul style="list-style-type: none"> <li>Task 10 – <i>Safety check</i> in <i>Behind the wheel</i></li> <li>Quiz 7 – <i>Seatbelts</i> in <i>Behind the wheel</i> (if not yet completed)</li> <li>Access the Department of Transport's online road rules theory test quizzes</li> </ul>
10	159	<b>ON THE ROAD</b> <ul style="list-style-type: none"> <li>First aid</li> <li>Test preparation</li> </ul>	<ul style="list-style-type: none"> <li>Record student attendance</li> </ul>	<ul style="list-style-type: none"> <li>Distribute Family information sheet <i>How to use the Keys4Life certificate</i></li> </ul>	<ul style="list-style-type: none"> <li>Quiz 9 – <i>Emergencies and crashes</i> in <i>Behind the wheel</i></li> <li>Quiz 10 – <i>The law and you</i> in <i>Behind the wheel</i></li> <li>Access the Department of Transport's online road rules theory test quizzes</li> </ul>

# K4L PROGRAM IMPLEMENTATION



1

PROFESSIONAL LEARNING

<input checked="" type="checkbox"/> Tick tasks as completed.
<input type="checkbox"/> Register to attend a Keys4Life workshop on PLIS.
<input type="checkbox"/> Attend a Keys4Life professional learning workshop.
<input type="checkbox"/> Receive username and password to order resources and test papers after the professional learning workshop. Save these details.

2

IMPLEMENTATION

<input checked="" type="checkbox"/> Tick tasks as completed.
<input type="checkbox"/> Order the following resources. <b>WHAT TO ORDER</b> 1. <i>Behind the wheel</i> student journal – 1 per student OR Students can download the journal as a writeable PDF from SDERA's website. OR Students can log into the interactive journal using a link available on SDERA's website.
<div><div></div><div><b>FIND OUT MORE</b> <b>SDERA</b> Keys4Life <a href="https://www.sdera.wa.edu.au/">SDERA.wa.edu.au</a></div></div> <div>2. <i>Drive Safe</i> handbook – 1 per student. (This is the road rules handbook on which the Learner's Permit Theory Test is based). OR Students can access a PDF of <i>Drive Safe</i> at the Department of Transport's website. OR Students can collect a copy of <i>Drive Safe</i> at Transport DVS Centres or agents.</div>
<div><div></div><div><b>FIND OUT MORE</b> <b>Department of Transport</b> <b>Drive Safe</b> <a href="https://www.transport.wa.gov.au/licensing/rules-of-the-road.asp">https://www.transport.wa.gov.au/licensing/rules-of-the-road.asp</a></div></div> <div><b>HOW TO ORDER</b> 1. Go to: <a href="http://www.northsidelogistics.com.au">www.northsidelogistics.com.au</a> 2. 'Click here to register'. 3. Use your unique username and password.</div>

3

KEYS4LIFE PARENT/CARER/STUDENT INFORMATION SESSION

<input checked="" type="checkbox"/> Tick tasks as completed.
<input type="checkbox"/> Organise the date for the Keys4Life parent/carer/student information session.
<input type="checkbox"/> Book a SDERA or RAC consultant to present the information session. <div><div></div><div>Regional schools can book a SDERA consultant to present this workshop at their school. <b>SDERA</b> <a href="https://www.sdera.wa.edu.au">SDERA.wa.edu.au</a> 08 9402 6415  Metropolitan schools can book a presentation with the RAC. <b>RAC</b> <a href="mailto:communityeducation@rac.com.au">communityeducation@rac.com.au</a> (08) 9436 4471</div></div>
<input type="checkbox"/> Send a parent invite using the information on page 23.
<input type="checkbox"/> Run the Keys4Life parent/carer/student information session at your school.


4

LEARNER'S PERMIT THEORY TEST


<input checked="" type="checkbox"/> Tick tasks as completed.
<input type="checkbox"/> Help students prepare for the Learner's Permit Theory Test using: 1. Keys4Life learning activities. 2. Online practice quizzes. 3. The <i>Drive Safe</i> handbook. 4. <i>Behind the wheel</i> student journal quizzes.
<div><div></div><div><b>FIND OUT MORE</b> <b>Department of Transport</b> Road rules theory test quiz <a href="https://www.transport.wa.gov.au/licensing/road-rules-theory-test-quiz.asp">https://www.transport.wa.gov.au/licensing/road-rules-theory-test-quiz.asp</a></div></div> <div><div></div><div>Do not use test booklets for practice purposes.</div></div> <div><div></div><div>The test is not applicable for riders of motorcycles or mopeds.</div></div> <div><div></div><div><b>FIND OUT MORE</b> <b>Department of Transport</b> Road rules theory test quiz Theory test sample quizzes (motorcycle specific) <a href="https://www.transport.wa.gov.au/licensing/road-rules-theory-test-quiz.asp">https://www.transport.wa.gov.au/licensing/road-rules-theory-test-quiz.asp</a></div></div>

<input type="checkbox"/> Order the following resources from Northside, using your unique username and password. 1. Test Papers – a class set of one of the Test Papers (Test 4, 5 or 6). 2. Test papers – a few copies of a different test for students that fail
---

3. Use your unique username and password.
4. Click 'Online Ordering'.
5. Click 'Place Order/Items'.
6. Click 'Online Order Form'.
7. Enter quantities and click 'Place Order'.




If there is no stock of a particular resource, email [sdera.co@education.wa.edu.au](mailto:sdera.co@education.wa.edu.au)



Delivery is free and can take 5-10 working days for regional and metropolitan areas, and up to four weeks for remote schools.

☐


Plan Keys4Life program for your students using the *Keys4Life Teacher resource*.



It is recommended that schools implement Keys4Life annually, delivering a minimum of 10 lessons to all students in the cohort.

☐


Record student attendance (use *Attendance record* page 14).



Students must attend all (or a minimum of 80%) of Keys4Life lessons to be eligible to sit the Learner's Permit Theory Test at school.

☐

Record student completion of tasks in the *Behind the wheel* journal (use *Behind the wheel – Task completion record* page 15).



Students must complete ALL 10 tasks in the *Behind the wheel* journal (hard copy or online) to be eligible to sit the Learner's Permit Theory Test at school.





#### FIND OUT MORE

**SDERA**

[SDERA.co@education.wa.edu.au](mailto:SDERA.co@education.wa.edu.au)



Keep a record of the Test Register for two years.

- Shred student answer sheets and return all other test materials to:  
**Northside Logistics**  
**20 Mooney St, Bayswater WA 6053**

- Explain to students the following details about the Keys4Life certificate.
  1. The certificate is valid for two years and recognised for a Learner's Permit at all DVS centres in WA as:
    - a Category C form of identity, and
    - as evidence that the person has already passed the Learner's Permit Theory Test and will not have to pay for this part of the application fee.



#### FIND OUT MORE

**Department of Transport**

**Proof of identity**

[https://www.transport.wa.gov.au/mediaFiles/licensing/LBU\\_FS\\_YourSecureID.pdf](https://www.transport.wa.gov.au/mediaFiles/licensing/LBU_FS_YourSecureID.pdf)

2. The certificate cannot be used as an authorisation to drive or learn to drive a vehicle.
3. Certificates will be issued by SDERA.
4. Lost, damaged or inaccurate certificates will be reissued by SDERA.



#### FIND OUT MORE

**SDERA**

[SDERA.wa.edu.au](mailto:SDERA.wa.edu.au) 08 9402 6415

## KEYS4LIFE ATTENDANCE RECORD

[illegible]



## KEYS4LIFE RECORD KEEPING

## K4L - PRE-DRIVER EDUCATION



# STUDENT ANSWER SHEET

PRINT your name and date of birth below.

First name \_\_\_\_\_

Surname \_\_\_\_\_

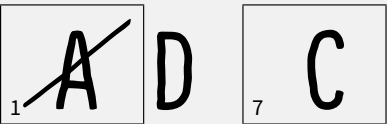
Date of birth \_\_\_\_\_

**NOTE: PLEASE DO NOT WRITE IN THE TEST BOOKLET.**

## INSTRUCTIONS

PRINT your answer in the box for each question.

**IF YOU MAKE A MISTAKE**, draw a line through your wrong answer. Write your new answer to the side of the box – see example below.



**CHECK** your answers and that you have answered all of the 30 questions.

1	7	13	19	25
2	8	14	20	26
3	9	15	21	27
4	10	16	22	28
5	11	17	23	29
6	12	18	24	30

Marked by \_\_\_\_\_

Score \_\_\_\_\_ /30

☐

PASS

☐

FAIL

The Keys4Life Program is a Road Trauma Trust Account funded project approved by the Minister for Road Safety and supported by the Road Safety Commission.