






# Safe storage of medicines and hazardous substances

**Poisonings continue to be a cause of child hospitalisations in Western Australia. Most of these poisonings are caused by medicines such as pain relievers and sleeping tablets, and other substances such as cleaning products.**

Most poisonings from hazardous substances happen when a substance is not in its usual place and has just been used.

Warning sign or symbol	Name or type of product	Is this product out of reach of children?
<b>CAUTION - KEEP OUT OF REACH OF CHILDREN</b>		<input type="checkbox"/> Yes <input type="checkbox"/> No
<b>WARNING</b>		<input type="checkbox"/> Yes <input type="checkbox"/> No
 <b>POISON</b>		<input type="checkbox"/> Yes <input type="checkbox"/> No
<b>READ INSTRUCTIONS CAREFULLY</b>		<input type="checkbox"/> Yes <input type="checkbox"/> No
 <b>FLAMMABLE GAS</b>		<input type="checkbox"/> Yes <input type="checkbox"/> No
 <b>FLAMMABLE LIQUID</b>		<input type="checkbox"/> Yes <input type="checkbox"/> No
<b>NOT TO BE TAKEN</b>		<input type="checkbox"/> Yes <input type="checkbox"/> No

### At home activity

- Talk about the safe storage of medicines and hazardous substances with your child. Look around your home to see if you can find a product with each of these signs or symbols. Ask your child what each sign or symbol means and make sure this product is kept out of reach of children.
- While you are checking your medicines, it would be useful to throw 'out of date' and unwanted medicines away by placing them in the rubbish bin or flushing them down the toilet.
- Make sure that all medicines are stored in their original containers and not laying around loose.

Thank you for playing a vital role in your child's health and drug education.